

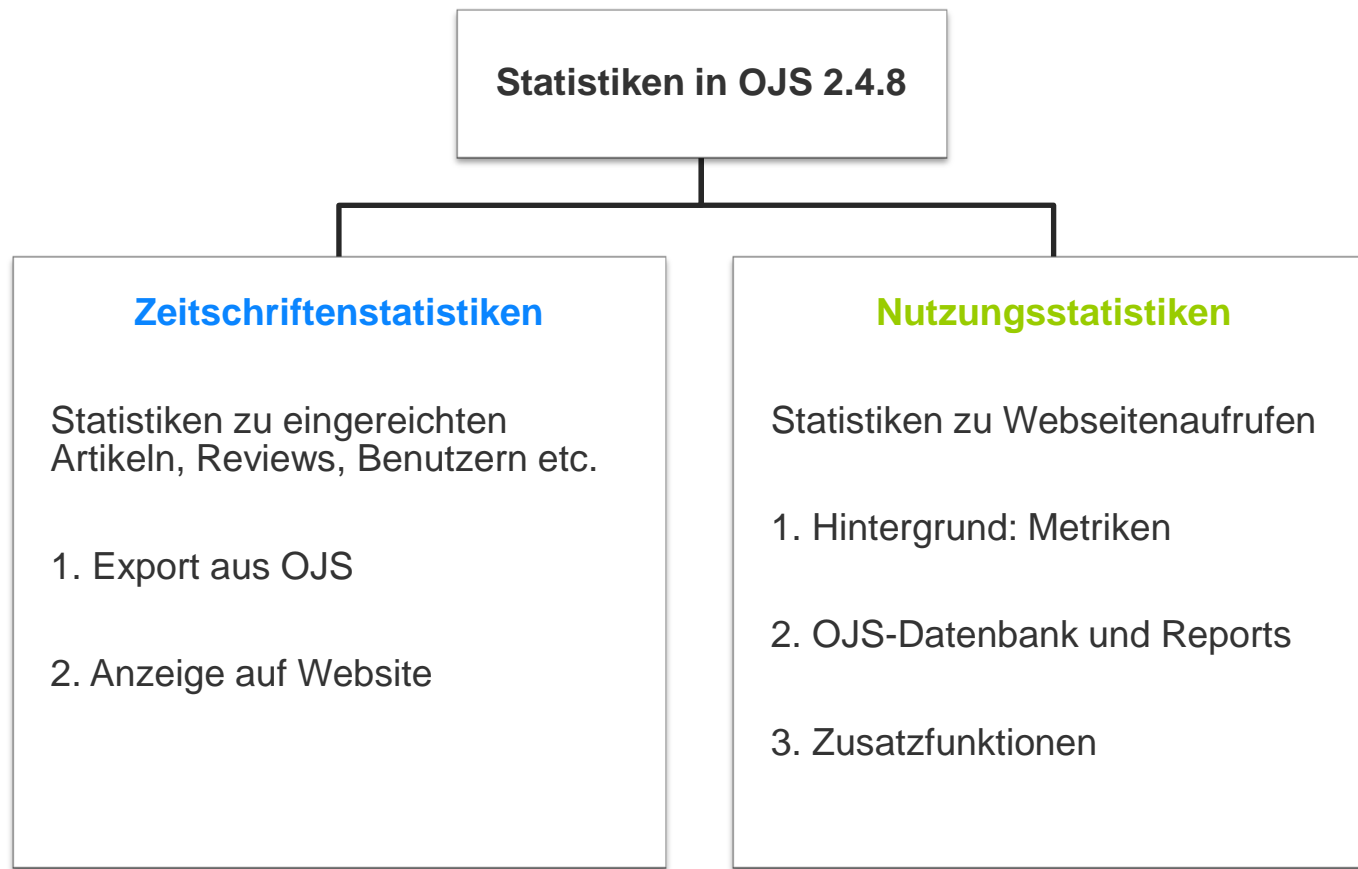
Statistiken in OJS

Zeitschriftenstatistiken und Nutzungsstatistiken: Was bietet OJS und wie kann man es nutzen

Carola Fanselow,
Center für Digitale Systeme, Freie Universität Berlin

OJS-de.net Netzwerkworkshop 2017
23./24.2.2017, Center für Digitale Systeme, Freie Universität Berlin

Inhalte des Vortrags



Zeitschriftenstatistiken: Export in Dateien

Home > User > **Journal Management**

Journal Management

Management Pages

- [Announcements](#)
- [Files Browser](#)
- [Journal Sections](#)
- [Review Forms](#)
- [Languages](#)
- [Masthead](#)
- [Prepared Emails](#)
- [Reading Tools](#)
- [Setup](#)
- [Stats & Reports](#) ←
- [Payments](#)
- [System Plugins](#)
- [Import/Export Data](#)

Users

- [Users Enrolled in this Journal](#)
- [Enroll a User from this Site in this Journal](#)
- [Show users with no role](#)
- [Create New User](#)
- [Merge Users](#)

Report Generator

OJS generates reports that track the details associated with processing submissions to the journal from the perspective of submissions, editors, reviewers, and sections, over a given period of time. Reports are generated in CSV format which requires a spreadsheet application to view.

- [Articles Report](#)
- [Review Report](#)
- [COUNTER Reports](#)
- [Subscriptions Report](#)
- [Timed Views Report](#)
- [View Report](#)
- [OJS usage statistics report](#)



[Generate custom report](#)

Zeitschriftenstatistiken: Export in Dateien

Articles Report

	A	B	C	D	E	F	G	H
	Sub ID	Title	Abstract	First Name (Author 1)	Middle Name (Author 1)	Name (Author 1)	Country (Author 1)	Affiliation (Author 1)
1	1	Article 1	Abstract of article 1.	Anton		Author		
2	2	Article 2	Abstract of article 3.	Anton		Author		
3	3	Article with epub galley	Abstract of article with epub galley.	Anton		Author		
4	4	Article 234	Abstract for article 234	Anton		Author		
5	10	Article without abstract		Anton		Author		
6	12	Article to test archiving	Article for testing archiving.	Anton		Author		
7	14	Test Article Domain	Article for testing local domain.	Anton		Author		
8								
9								

I	J	K	L	M	N	O
Email (Author 1)	URL (Author 1)	Bio Stat. (Author 1)	Section title	Langu age	Editor Decision	Status
aa@cfan.dialup.fu-berlin.de			Articles	en	Accept Submission	Published
aa@cfan.dialup.fu-berlin.de			Articles		Accept Submission	Published
aa@cfan.dialup.fu-berlin.de			Articles		Accept Submission	Published
aa@cfan.dialup.fu-berlin.de			Articles	en	Resubmit for Review	Queued
aa@cfan.dialup.fu-berlin.de			Articles		Accept Submission	Published
aa@cfan.dialup.fu-berlin.de			Articles	en	Accept Submission	Archived
aa@cfan.dialup.fu-berlin.de			Articles	en	Accept Submission	Published

Zeitschriftenstatistiken: Export in Dateien

Review Report

	A	B	C	D	E	F	G	H	I	J	K
1	Round	Articles	Sub ID	Review er ID	Reviewer	First Name	Middle Name	Last Name	Date Assigned	Date Notified	Date Confirmed
2	1	Article 1	1	4	ritareviewer	Rita		Reviewer	13.01.2017 09:34	13.01.2017 09:34	13.01.2017 09:35
3	1	Test Article Domain	14	4	ritareviewer	Rita		Reviewer	17.02.2017 15:27	17.02.2017 15:28	17.02.2017 15:28
4	1	Article 234	4	4	ritareviewer	Rita		Reviewer	24.01.2017 10:58	24.01.2017 11:00	24.01.2017 11:05
5	2	Article 234	4	4	ritareviewer	Rita		Reviewer	15.02.2017 07:48	15.02.2017 07:48	15.02.2017 07:48

K	L	M	N	O	P	Q
Date Confirmed	Date Completed	Date Reminded	Declined	Cancelled	Recommendation	Comments on this article
13.01.2017 09:35	13.01.2017 09:37	13.01.2017 09:36	No	No	Accept Submission	review for author and editor; review for editor
17.02.2017 15:28	17.02.2017 15:28		No	No	Accept Submission	
24.01.2017 11:05	24.01.2017 11:07		No	No	Revisions Required	
15.02.2017 07:48			No	No	None	

Zeitschriftenstatistiken: Anzeige auf Website

Journal Statistics

OJS calculates the following statistics for each journal. The "days to review" is calculated from date of submission (or designation of Review Version) to the initial Editor Decision, while the "days to publish" is measured for accepted submissions from its original uploading to its publication.

Select the sections for calculating this journal's peer-reviewed statistics.

Articles
Special Section

Record

Managementbereich

Year	<< 2017
<input checked="" type="checkbox"/> Issues published	2
<input checked="" type="checkbox"/> Items published	9
<input checked="" type="checkbox"/> Total submissions	13
<input checked="" type="checkbox"/> Peer reviewed	10
<input checked="" type="checkbox"/> Accept	8 (80%)
<input checked="" type="checkbox"/> Decline	2 (20%)
<input type="checkbox"/> Resubmit	(%)
<input checked="" type="checkbox"/> Days to review	4
<input checked="" type="checkbox"/> Days to publication	3
<input checked="" type="checkbox"/> Registered users	7 (7 new)
<input checked="" type="checkbox"/> Registered readers	0 (0 new)
<input checked="" type="checkbox"/> Article View Counts (for Authors only)	

Note: Percentages for peer reviewed submissions may not add up to 100%, as items resubmitted are either accepted, declined, or still in process.

Check items to be made available to readers in About the Journal.

Record

Journal 2

HOME ABOUT LOCALUSERHOME USER HOME
ARCHIVES ANNOUNCEMENTS MY-PLATFORM I

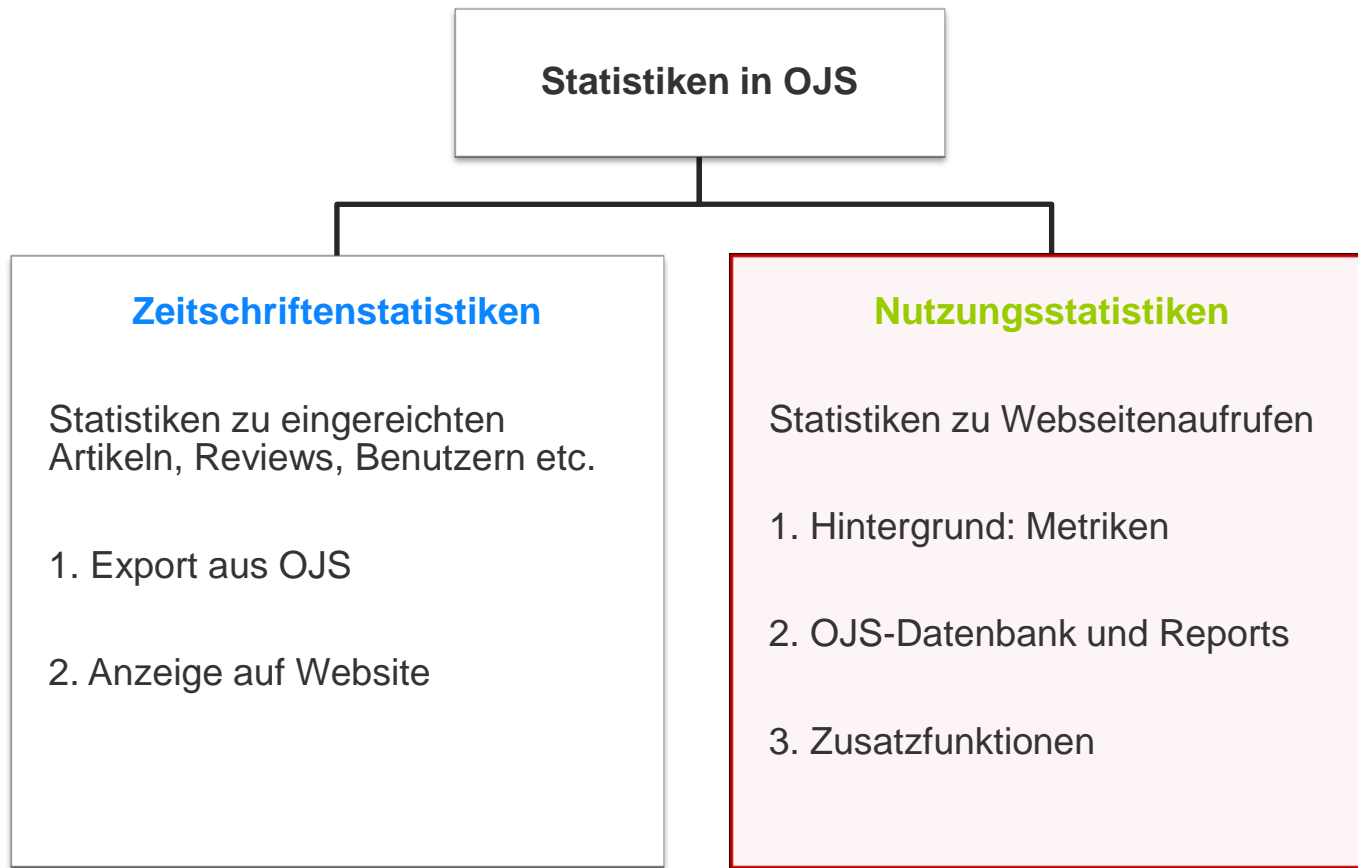
Home > About the Journal > **Statistics**

Statistics

Year	<< 2017
Issues published	2
Items published	9
Total submissions	13
Peer reviewed	10
Accept	8 (80%)
Decline	2 (20%)
Days to review	4
Days to publication	3
Registered users	7 (7 new)
Registered readers	0 (0 new)

Website (sichtbar für Besucher)

Inhalte des Vortrags



Nutzungsstatistiken in OJS

Wert für Zeitschriftenbetreiber und Autoren:

- Erfolg der Zeitschrift und einzelner Ausgaben/Artikel
- Entwicklung über die Zeit
- Reaktion auf Ereignisse (Newsletter, Repositorien, Kampagnen, Konferenzen ...)
- Nachweise für Anträge, Sponsoren/Geldgeber, ...

In OJS (Usage Statistics Plugin) werden Nutzungsdaten erfasst für:

- Startseite der Zeitschrift
- Ausgabenseiten (= Inhaltsverzeichnis)
- Ausgabenfahnen/-galleys (Ansicht und Download zusammengefasst)
- Artikelseiten (= Abstractseiten)
- Artikelfahnen/-galleys (Ansicht und Download zusammengefasst)

Differenzierende Variablen:

- Zeit (tag-genau)
- Ort (Land, Stadt, Region)
- Dateityp bei Fahnen/Galleys (html, pdf, other)

Nutzungsstatistiken: Metriken

Zugriffe auf Webseiten können unterschiedlich gezählt werden:

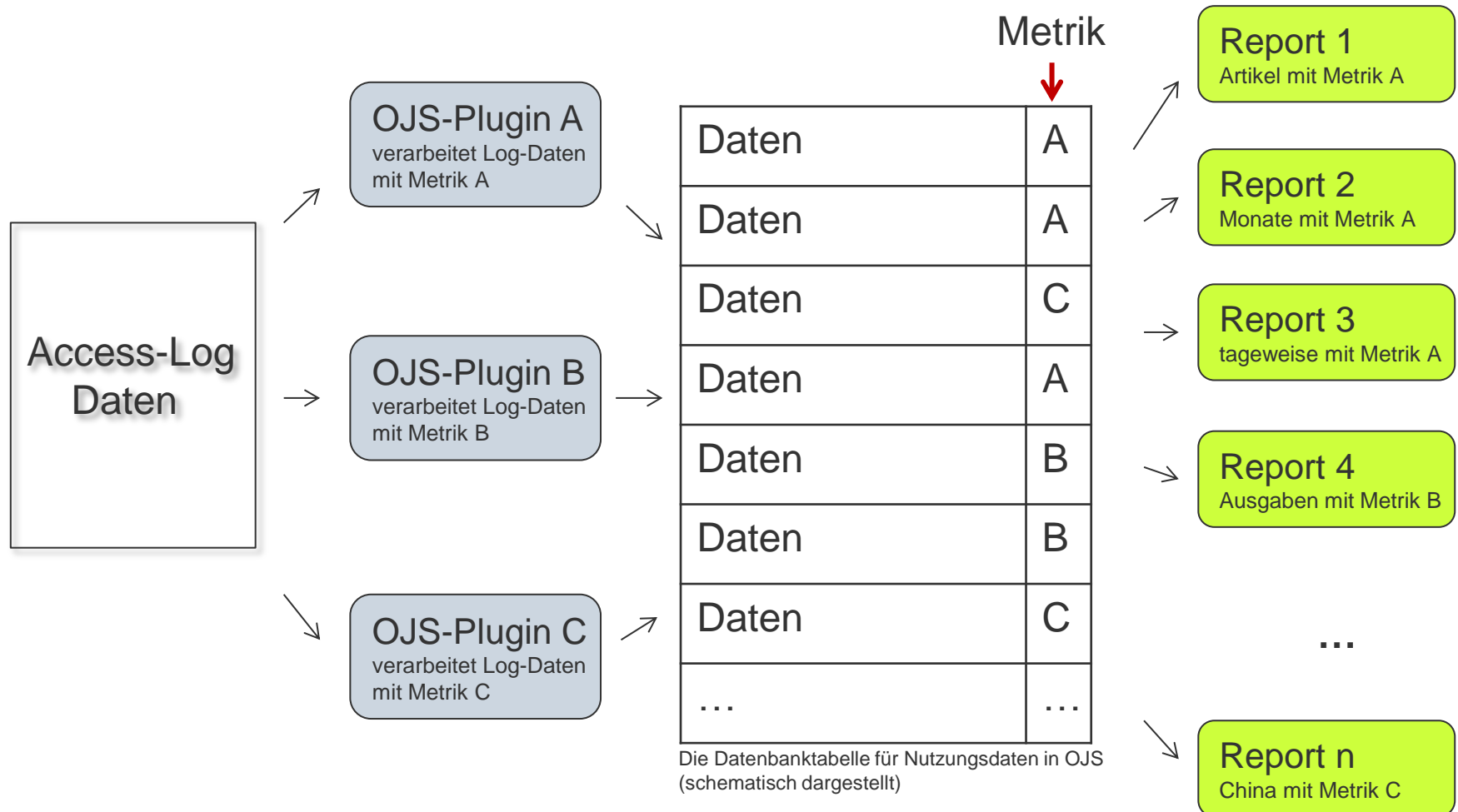
- bot-Zugriffe ausschließen oder nicht
- Doppel-Klicks als einen Klick zählen oder nicht
- Definition von Doppel-Klick
- Eigenzugriffe zählen oder nicht
- ...

Metrik = Festlegung, wie gezählt wird

- ⇒ Echte **Vergleichbarkeit** besteht nur bei Verwendung derselben Metrik!
- ⇒ **Interpretation absoluter Zahlen** braucht Kenntnis über die Metrik!

OJS kann mit unterschiedlichen Metriken umgehen, seit OJS 2.4.3 (ab 2014) wird bei der Erfassung der Nutzerdaten nur noch die **OJS-Counter-Metrik** (www.projectcounter.org) verwendet.

Datengrundlage für Nutzungsstatistiken



Metriken in OJS: ojs::legacyCounterPlugin, ojs::timedView, ojs::legacyDefault, ojs::counter (Usage Statistics Plugin)

Nutzungsstatistiken: Reports

Home > User > **Journal Management**

Journal Management

Management Pages

- [Announcements](#)
- [Files Browser](#)
- [Journal Sections](#)
- [Review Forms](#)
- [Languages](#)
- [Masthead](#)
- [Prepared Emails](#)
- [Reading Tools](#)
- [Setup](#)
- [Stats & Reports](#) ←
- [Payments](#)
- [System Plugins](#)
- [Import/Export Data](#)

Users

- [Users Enrolled in this Journal](#)
- [Enroll a User from this Site in this Journal](#)
- [Show users with no role](#)
- [Create New User](#)
- [Merge Users](#)

Report Generator

OJS generates reports that track the details associated with processing submissions to the journal from the perspective of submissions, editors, reviewers, and sections, over a given period of time. Reports are generated in CSV format which requires a spreadsheet application to view.

- [Articles Report](#)
- [Review Report](#)
- [COUNTER Reports](#)
- [Subscriptions Report](#)
- [Timed Views Report](#)
- [View Report](#)
- [OJS usage statistics report](#)

[Generate custom report](#)

Nutzungsstatistiken: Custom Report

Report Generator

Default report templates

Article file downloads

- Article file downloads
- Article abstract page views
- Issue file downloads
- Issue table of contents page views
- Journal main page views

Aggregate stats by:

Items in *italic* and marked with * represent data that is optional to the current way of counting statistics in OJS (metric type). You might have that data or not, depending on your statistics plugin configuration.

Country *Region** *City** Month Day

Select report range

Yesterday

Current month


Or select range by:

Day

Month

From: 2017 February

Until: 2017 February

!!! 

▶ **Advanced Options** Customize columns, filter and ordering options. Changing any of these options might change the expected report template result.

Nutzungsstatistiken: Custom Report

- ID
- Type
- Article
- Issue
- Journal
- City*
- Region*
- Country
- Day
- Month
- File Type

Order by

Items in *italic* and marked with * represent data that is optional to the current way of counting statistics in OJS (metric type). You might have that data or not, depending on your statistics plugin configuration.

ID	Ascending
Month	Ascending
Columns	Direction

Narrow results by context (issue and/or article).

Issues

- Vol 2, No 1 (2017): Issue 3
- Vol 2, No 2 (2017): Issue with epub galley
- Vol 1, No 1 (2017): Issue 1

Articles

- Article with epub galley

Narrow results by object type (journal, issue, article, pdf galley, other galley) and/or by one or more object id(s).

Object Type

- Journal
- Issue
- Issue Galley
- Article

File Type

- PDF
- HTML
- Other

Object id

Define one or more object ids, comma separated (e.g. 1,2,3,4,5).

Report URL

[http://my-journal.org/manager/generateReport?metricType=ojs%3A%3Acounter&columns\[\]=assoc_id&columns\[\]=assoc_type&columns\[\]=submission_id&colu](http://my-journal.org/manager/generateReport?metricType=ojs%3A%3Acounter&columns[]=assoc_id&columns[]=assoc_type&columns[]=submission_id&colu)

The following url can be used to generate the report with this current form settings. Just copy it, paste into your browser and enter. You can use your favorites to store your custom report url generator.

Nutzungsstatistiken: Custom Report

1	ID	Type	Title	Article	Issue	Journal	Ci ty	Reg ion	Cou ntry	Day	Month	File Type	Cou nt
2	1	Galley	2-8-3-PB.pdf	Article 2	Issue 1	Journal 2				20170122	201701	2	2
3	2	Galley	3-10-2-PB.pdf	Article with epub galley	Issue with epub galley	Journal 2				20170122	201701	2	10
4	4	Galley	5-22-1-SM.pdf	Article 123	Issue 1	Journal 2				20170122	201701	2	2
5	4	Galley	5-22-1-SM.pdf	Article 123	Issue 1	Journal 2				20170220	201702	2	1
6	5	Galley	7-24-3-PB.pdf	Article Test PDF	Issue 1	Journal 2				20170122	201701	2	1
7	6	Galley	7-26-1-PB.pdf	Article Test PDF	Issue 1	Journal 2				20170122	201701	2	1
8	12	Galley	2-34-1-PB.html	Article 2	Issue 1	Journal 2				20170122	201701	1	1
9	13	Galley	3-45-2-PB.epub	Article with epub galley	Issue with epub galley	Journal 2				20170122	201701	3	7
10	14	Galley	14-60-1-PB.pdf	Test Article Domain	Issue 1	Journal 2				20170217	201702	2	1
11	15	Galley	3-61-1-PB.html	Article with epub galley	Issue with epub galley	Journal 2				20170122	201701	1	2
12	16	Galley	3-62-1-PB.html	Article with epub galley	Issue with epub galley	Journal 2				20170122	201701	1	2

Nutzungsstatistiken: Zusatzfunktionen

(einstellbar in den Settings des Usage Statistics Plugin)

Datenschutz

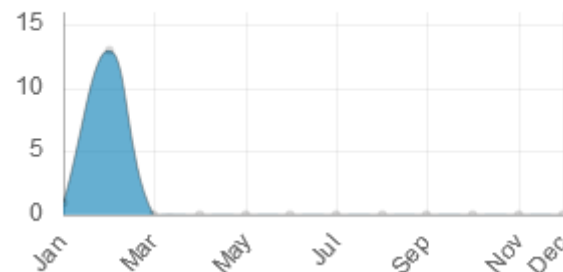
- Anonymisierung der IP-Adressen
- Hinweis auf Erfassung der Nutzungsdaten in der Seitenleiste
- Opt-Out-Möglichkeit

Einlesen (alter) Access-Log-Dateien

- OJS Counter Metrik
- Grammatik der Log-Dateien wird durch regulären Ausdruck angegeben

Anzeige der Artikelaufrufe auf der Artikelseite ab OJS 3

Downloads



Vielen Dank für Ihre Aufmerksamkeit!

Links:

- https://pkp.sfu.ca/wiki/index.php?title=PKP_Statistics_Framework
- <https://www.projectcounter.org>
- <https://www.projectcounter.org/wp-content/uploads/2016/03/Friendly-pdf.pdf>
- https://docs.google.com/document/d/1EWbZXA_hIDJbB9F_XexepLKFVA1_xbiZu7EvUTcV1gc/edit

Lizenzinformation: <https://creativecommons.org/licenses/by/4.0/deed.de>

